

Air Filter Restriction SWICHGAGE®



VWC Series

- 2 in. (51 mm) and 2-1/2 in. (64 mm) dia. Water Column SWICHGAGE® for Detecting Restricted Dry Air Filters.
- Indicating Gage and Limit Switch in One.
- Use the Switch to Activate Alarms and/or to Shut Down Equipment
- Dependable and Accurate
- Dual Scale Reading
- Dash Mounting for Easy Viewing



Description

The VWC Series SWICHGAGE® instruments are direct reading gages for use with dry air filters. As the filter deteriorates, air inflow will decrease creating increased vacuum between the air filter and the carburetor. The vacuum is monitored by the SWICHGAGE® which gives a visual readout of the filter condition. A built-in adjustable limit contact can operate an alarm to alert the operator when it is time to service or replace the air filter element. MURPHYGAGE® indicating-only models are also available.

20VWC and 25VWC models feature a steel case and are available with dial illumination. The A25VWC model has a glass filled polycarbonate case. Standard models have a range of 0 to 30 in. (0-76 cm) of water restriction. Optional 0-50 in. (0-1.27 m) range is available. Please consult your engine operators manual for the recommended restriction limit for dry air filter servicing.

Applications

The VWC Series SWICHGAGE® instruments can be used on any type of dry air filters for Gasoline or diesel engines.

They are particularly useful for engines operated in dusty environments such as agricultural and construction equipment, industrial engines and mobile equipment. Unlike traditional pop-up or latch-up type indicators, the VWC Series gives constant readout in meaningful terms of the changing condition of your filter.

Specifications

Ranges Available (H ₂ O Vacuum)	Contact Setting
0-30 in. (0-76 cm)	20 in. (508 mm)
0-50 in. (1.270 m)	40 in. (1.016 m)

Contact Rating: 2 A @ 30 V AC/DC.

Contact Adjustment: Allen head.

Wire: 18 AWG x 12 in. (1.0 mm² x 305 mm), (#4 screw on A25VWC)

Dial: White on black.

Clamp: Metal.

Mounting hole:

20VWC: 2-1/16 in. (52 mm).

25VWC/A25VWC: 2-11/16 in. (68 mm).

Maximum panel thickness: 1/4 in. (6 mm)

Port: Brass 1/8-27 NPT.

Bezel: Stainless steel.

Case: 20VWC and 25VWC: *plated steel.*

A25VWC: *glass filled polycarbonate.*

Lens: Polycarbonate.

Mounting Studs: 10-32 UNF.

Calibration: ± 3 in. (76 mm) H₂O across scale.

Unit Weights: 20VWC: 8 oz (249 g).

25VWC: 10 oz (311 g).

A25VWC: 10 oz (311 g).

Unit Dimensions:

20VWC: 3 x 2-3/4 x 2-3/4 in. (76 x 70 x 70 mm).

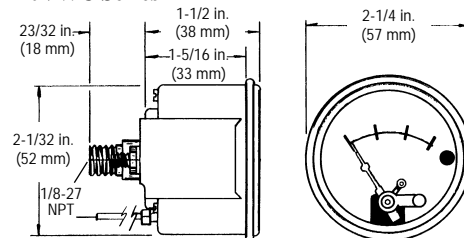
25VWC and A25VWC: 4-3/4 x 4-3/4 x 3-1/4 in. (121 x 121 x 83 mm).

Warranty

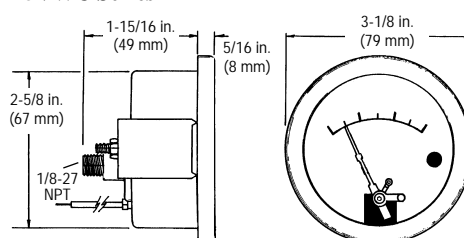
A two-year limited warranty on materials and workmanship is given with this Murphy product. Details are available on request and are packed with each unit.

Dimensions

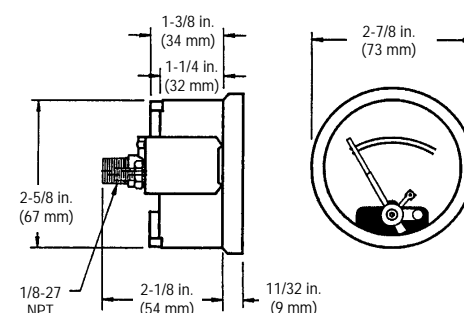
20VWC Series



25VWC Series



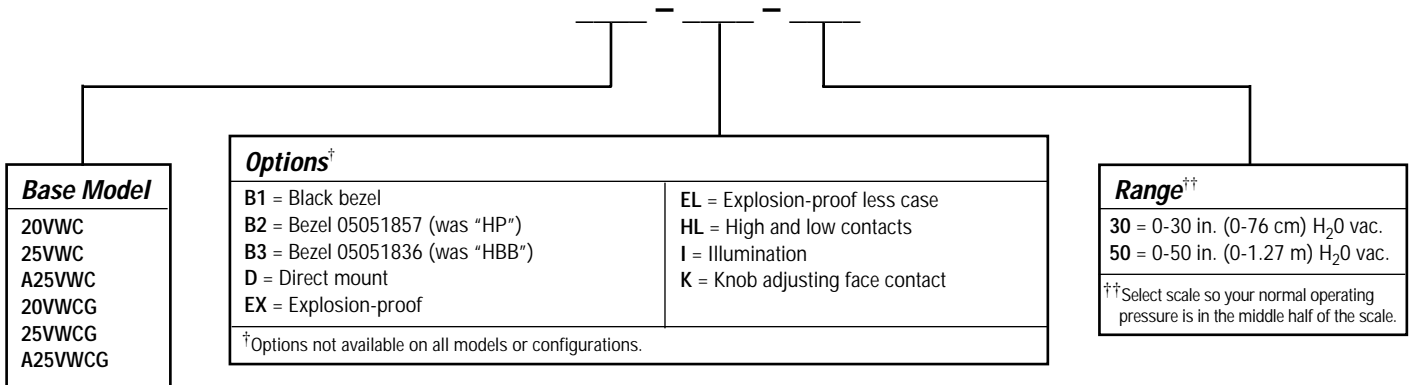
A25VWC Series



* Products covered by this bulletin comply with EMC Council directive 89/336/EEC regarding electromagnetic compatibility except as noted.

How to Order

To order, use the diagram below. List options in ascending alphabetical order (A-Z). Example: **20VWC-I-50**.



Installation Instructions



WARNING



Before beginning installation of this Murphy product:

- ✓ Disconnect ALL electrical power to the machine.
- ✓ Make sure the machine CANNOT operate during installation.
- ✓ Follow all safety warnings of the machine manufacturer.
- ✓ Read and follow all installation instructions.

Murphy VWC Series Air Filter Restriction Gages are designed for either direct or dash mounting. A 1/8-27 male pipe thread is provided on the back of the case for the vacuum connection line. The electrical connecting wire is 18 AWG x 12 in. (1.0 mm² x 305 mm) long or #4 screw.

- A flexible section is essential at some point in the vacuum connecting line for elimination of vibration.



CAUTION: Mount gage away from engine vibration.

- The vacuum connecting line from the gage should be tapped into the engine air intake system between the air cleaner and the engine on a naturally aspirated engine, and between the air cleaner and blower on a turbocharged engine.
- When used on a carbureted engine, the vacuum line should be tapped into the engine air intake piping between the air cleaner and the carburetor.



CAUTION: Do not connect below the carburetor.

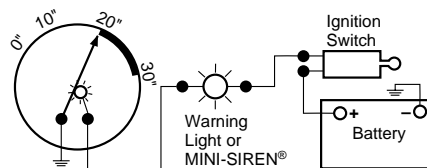
- Either of these installations will provide the equipment operator a direct reading of the restriction to airflow for the entire air induction system.
- A lower than normal reading indicates a ruptured intake line or a leaking connection, while a sudden, sharp increase in restriction indicates a collapsed filter or plugged intake system.
- When installing in an ungrounded panel provide a grounding wire from the SWICHGAGE® to a common ground. Install only in a 12 or 24 V system. Make certain warning light or audible signal is same voltage as battery, and current draw does not exceed contact ratings of the SWICHGAGE®. (A TL-7/MINI-SIREN® audible alarm is ideal for these applications.)

NOTE: Ordinary incandescent lights are damaging to the SWICHGAGE® contact. Murphy TL-7 flashing lamp and/or SAH MINI-SIREN® are recommended.

Typical Wiring Diagram



WARNING: Perform the wiring operation with the power source off.



In order to consistently bring you the highest quality, full featured products, we reserve the right to change our specifications and designs at any time.



■ **Frank W. Murphy Manufacturer**
 P.O. Box 470248; Tulsa, Oklahoma 74147; USA
 tel. (918) 627-3550 fax (918) 664-6146
 e-mail sales@fwmurphy.com

■ **Frank W. Murphy Southern Division**
 P.O. Box 1819; Rosenberg, Texas 77471; USA
 tel. (281) 342-0297 fax (281) 341-6006
 e-mail sales@fwmurphy.com

■ **Frank W. Murphy, Ltd.**
 Church Rd.; Laverstock, Salisbury SP1 1QZ; U.K.
 tel. +44 1722 410055 fax +44 1722 410088
 e-mail sales@fwmurphy.co.uk

■ **Frank W. Murphy Pte., Ltd.**
 No. 2 Tuas South Street 2, Sprintec Bldg., #02-01/02
 Singapore 638042
 tel. +65 863-1398 fax +65 863-0208
 e-mail fwmsales@fwmurphy.com.sg

■ **Murphok Pty., Ltd.**
 1620 Hume Highway; Campbellfield, Vic 3061; Australia
 tel. +61 3 9358-5555 fax +61 3 9358-5558
 e-mail murphy@macquarrie.com.au

■ **Murphy de México, S.A. de C.V.**
 Blvd. Antonio Rocha Cordero 300, Fracción del Aguaje
 San Luis Potosí, S.L.P.; México 78384
 tel. +52-48-206264 fax +52-48-206336
 e-mail murmexsl@sanluis.podernet.com.mx

■ **Murphy Switch of California**
 P.O. Box 900788; Palmdale, California 93590; USA
 tel. (805) 272-4700 fax (805) 947-7570
 e-mail sales@murphyswitch.com

■ **Frank W. Murphy France**
 tel. +33 1 30 762626 fax +33 1 30 763989